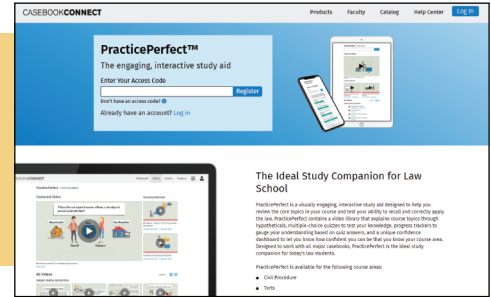


Student Quick Start Guide to PracticePerfect

The visually engaging, interactive study aid designed to help you review the core topics and test your ability to recall and correctly apply the law

Getting Started

To access to PracticePerfect, visit www.CasebookConnect.com/PracticePerfect for instructions on how to make a purchase or redeem your access code. Then, register or log in to your Casebook Connect account and click on PracticePerfect from your dashboard.

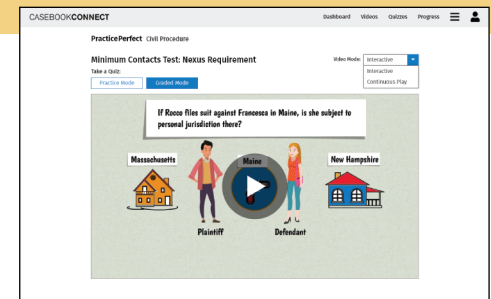
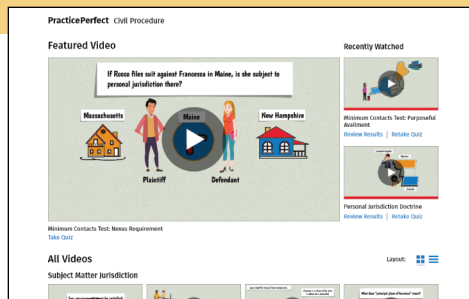
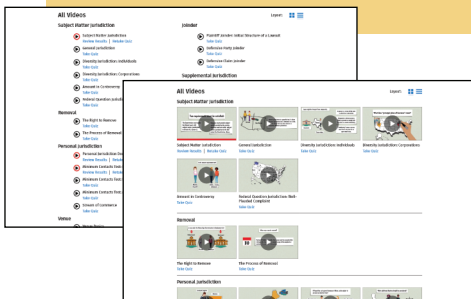


Video Library

Click **Videos** from the top navigation. The video library gives you access to all videos in PracticePerfect for the course area. Browse the titles by thumbnail or list view by clicking on an icon from the layout options.

Keep track of videos you've watched in the **Recently Watched** section as well as with the red duration bar under each video in progress.

Click on a video, then choose your preferred mode. **Interactive mode** keeps you engaged with hypothetical questions included as part of the video that you can answer to continue watching. **“Continuous play”** videos offer the same, vibrant content without interactivity.

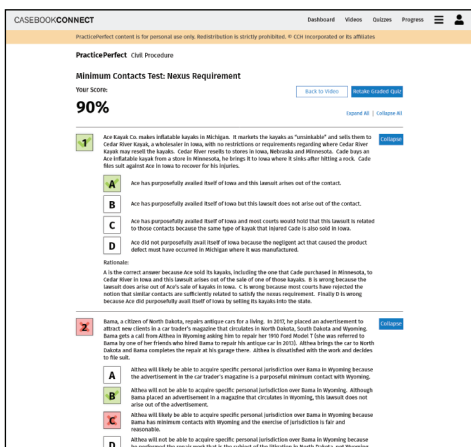


Topical Quizzes

After clicking on a video, take a quiz by selecting either practice or graded mode. The videos in PracticePerfect are accompanied by multiple-choice quizzes that you can take and review as many times as you want. Rationales are provided for each question that explain why each answer choice is correct or incorrect.

Practice Mode: See the answers as you go to help you learn the concepts.

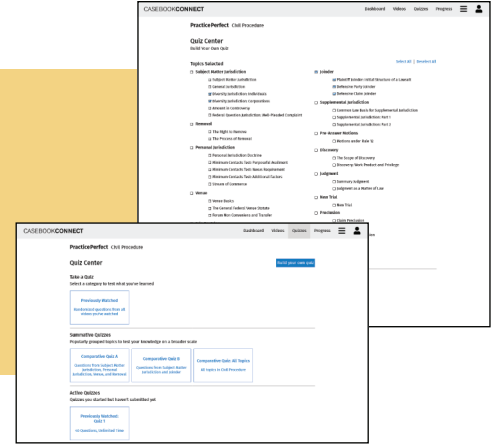
Graded Mode: See the answers and your results at the end to challenge yourself and solidify your understanding. Your score contributes to your Confidence Dashboard progress.



Quiz Center

Click **Quizzes** from the top navigation. When you're ready for an added challenge, visit the Quiz Center to find a comprehensive selection of multiple-choice quiz options that supplement the video quizzes.

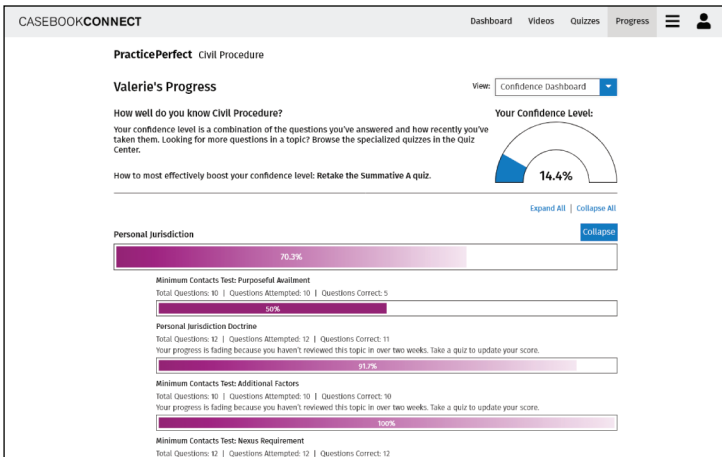
You have the option to build your own personalized quizzes, as well as take comparative quizzes with additional questions that interleave topics to help prepare you for exams.



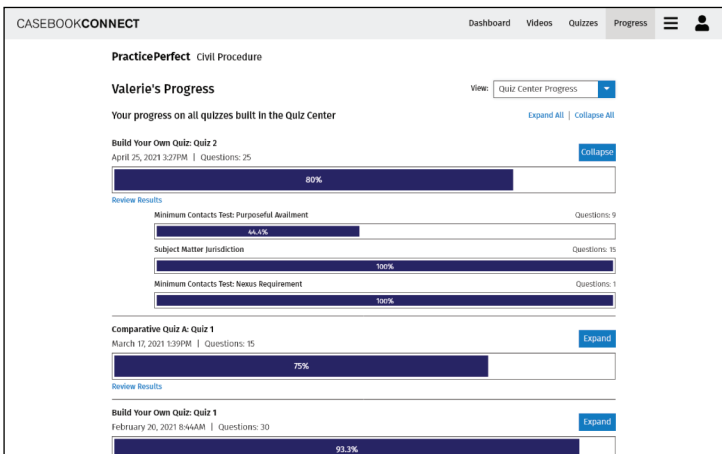
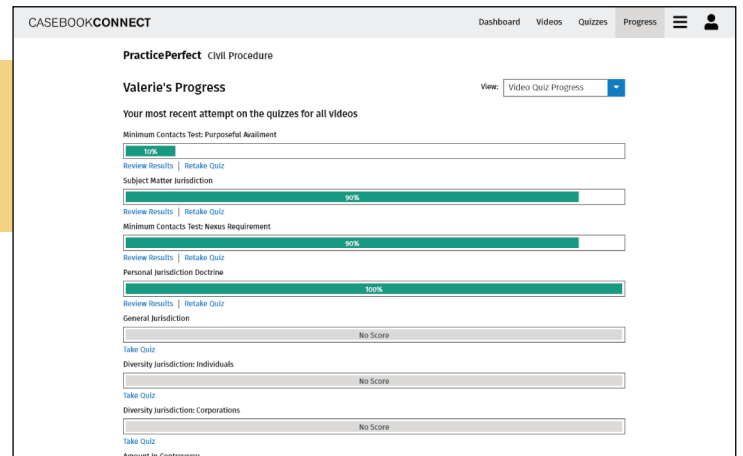
Progress Dashboards

The **Confidence Dashboard** enables you to measure your comprehension of course material by topic, by question, and by quiz. It shows your scores by topic and subtopic and features a Confidence Level that indicates your overall understanding of the course material.

The dashboard incorporates a time element to let you know if your confidence in a topic or score might be decreasing, so you know when it's time to retest and refresh your memory.



The **Video Quiz Progress Dashboard** shows your scores on each of the graded video quizzes. Links under each progress bar enable you to easily see results, retake a quiz, or take a quiz.



The **Quiz Center Progress Dashboard** displays an archive of completed quizzes you created in the Quiz Center. Expand to view which topics were included in the quiz or click View Results to view the rationales for each question.