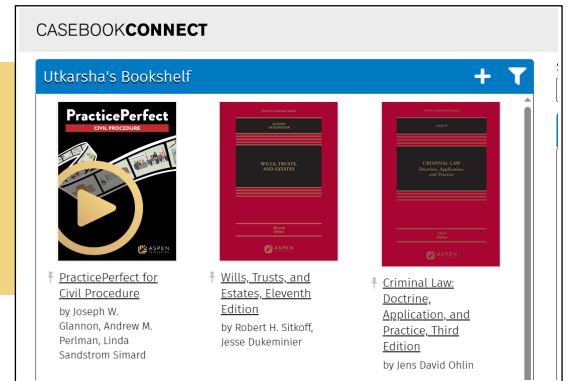


## Professor Quick Start Guide to PracticePerfect

The visually engaging, interactive study aid designed to help students review the core topics and test your student's ability to recall and correctly apply the law.

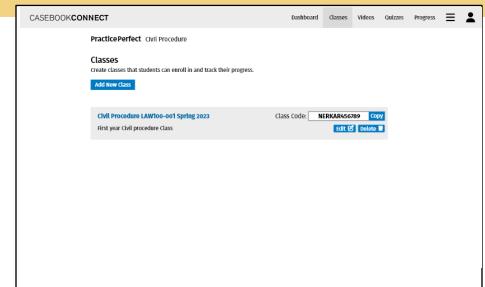
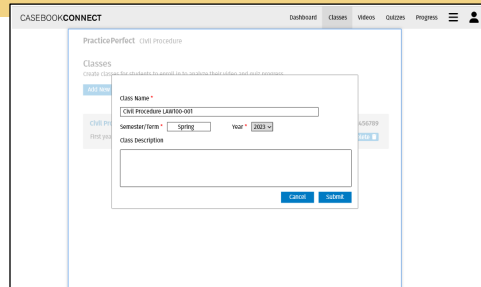
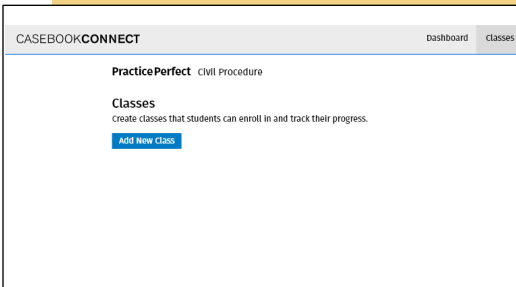
### Getting Started

Log in to your account on CasebookConnect.com and click on the PracticePerfect icon of a subject area on your bookshelf.



### Classes Dashboard

You can access and manage all your classes on the Classes page. To create a new class, simply click on the "Add New Class" button. Provide the class name, semester or term, year, and an optional description, then click "Submit" to create the class. You can edit or delete your classes at any time. Share the system-generated class code with your students so they can join your PracticePerfect class.

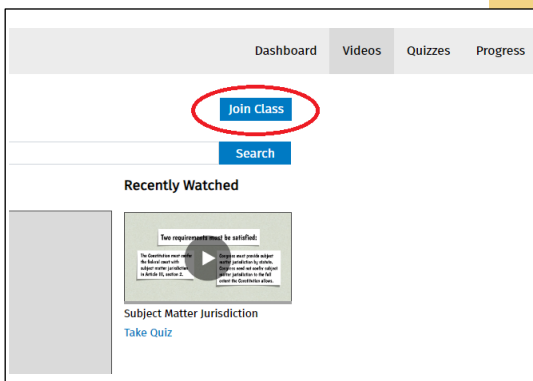


### Student Instructions

Your students can purchase access to PracticePerfect (or a relevant book bundle) at AspenPublishing.com or other resellers. Fill in your class code below and provide them with the following instructions so they know how to join your class once they have purchased access-

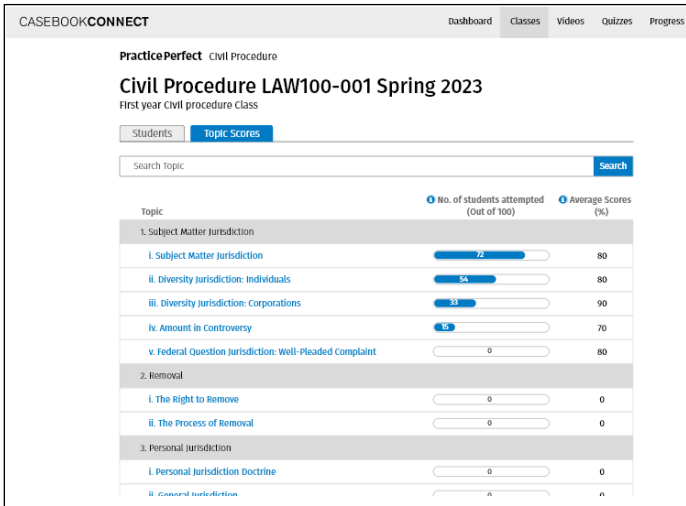
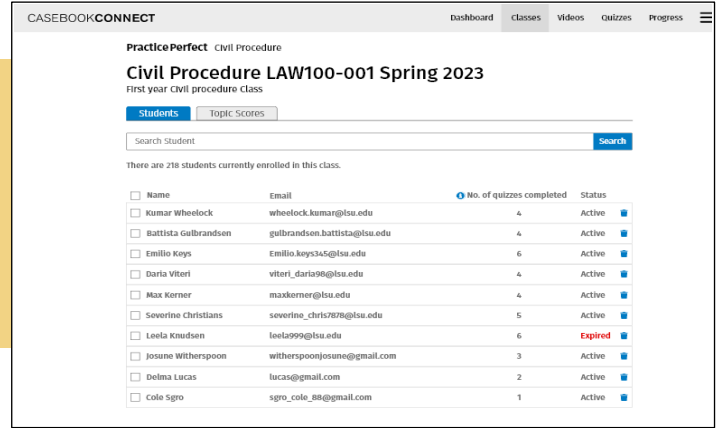
Log in to your Casebook Connect account, open PracticePerfect, and go to the Videos page to enroll in my class. Click on the "Join Class" button located at the top of the page. Enter class code \_\_\_\_\_ in the text box and click "Join."

*The image to the left shows the student interface for PracticePerfect.*



Student List

View the list of students who joined your class and perform actions like searching for a student, checking the number of quizzes they've attempted, and dropping them from the class.



Topic Scores

Click on the Topic Scores tab to see the class's performance on each subtopic quiz within a topic. You can see the number of students who took a quiz and the class's average score.

Quiz Performance

Click on a subtopic in the Topic Scores tab to view detailed class performance. You can use different reporting tools to assess student strengths and weaknesses.

Download a submission report to view each student's submission status and quiz score. Students can take unlimited attempts at a quiz. Your report will show each student's most recent attempt. Analyze question performance to understand the class's comprehension of that question.

